



SMITHBUILT

OPEN TOP AUGER BLENDER

CAPACITY
15 TO 30 TON/M³ PER HOUR

MACHINE SIZE
4,5 OR 5,5 TON PER BATCH



The Smithbuilt Open Top Blender is suitable for granular fertilizer production. The machine processes all raw materials into an excellent blend. When the machine has produced a blend it can be transported to a bag filling station.

The Stainless steel Smithbuilt single unit is build for low volume production in space-confined areas.



The Smithbuilt has a round internal blending baffle for a perfect blending flow. When the machine is fully opened it will be filled by a loader. All raw materials will

be blended in the Blender body by the fast turning of the blending screw. The blending process takes 3 minutes. The manual discharge gate will open and the materials will flow out of the machine on a transport conveyor. The auger inside the blender is made of mild steel. It is placed in a Stainless steel tube and

has a bottom bearing. A steel screen to catch lumps has been mounted on top of the blender. The slide gate beneath the blender can be opened manually. The blender motor with gearbox has a manually operated on/off switch integrated with a thermo safety switch. The machine is mounted on 4 Stainless steel legs. Beneath these legs a mild steel weigh frame has been mounted. It has 4 load cells and an indicator with a large display.

The blend capacity of the Smithbuilt is 4,5 or 5,5 metric tons per batch; the total capacity is 15-30 ton/m³ per hour. This product can be adjusted to customer demands.



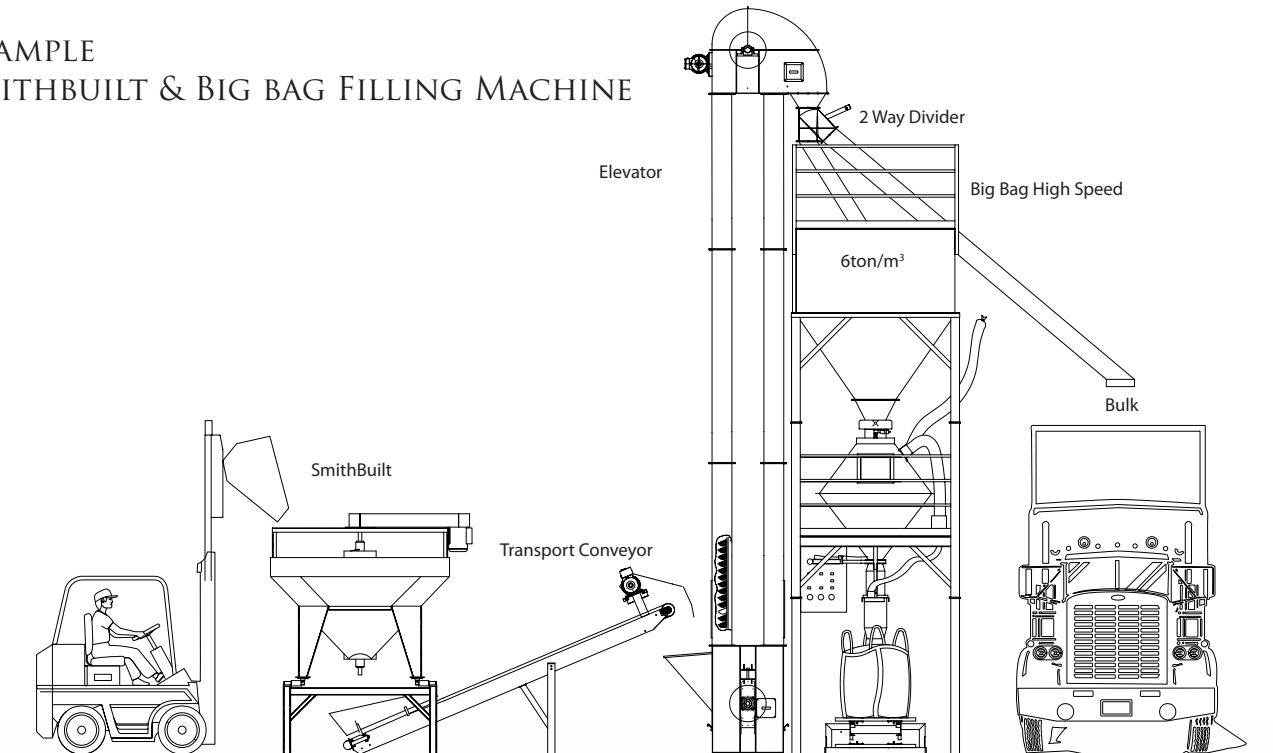


Molenpad 10
1756 EE 't Zand N.H.
The Netherlands

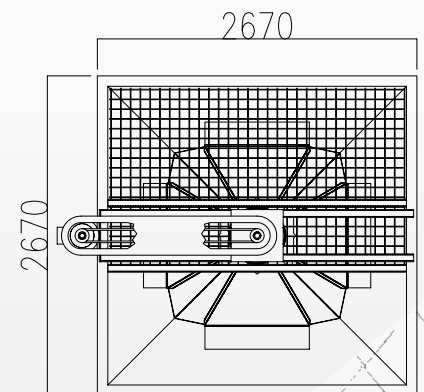
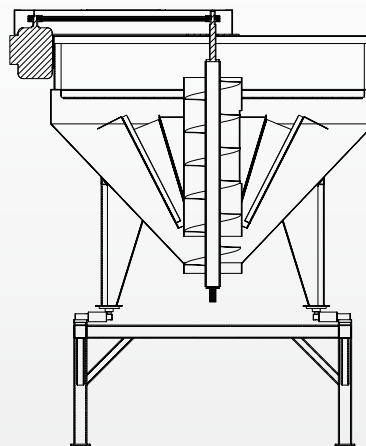
www.e-m-t.nl
emt@e-m-t.nl

Tel.: +31 (0)224 59 12 13
Fax: +31 (0)224 59 14 54

EXAMPLE
SMITHBUILT & BIG BAG FILLING MACHINE



SECTION VIEW SMITHBUILT TOP VIEW SMITHBUILT



Smithbuilt	4,5- 5,5 ton/m ³
Support Frame	3 mm Stainless steel
Blender body construction	3 mm Stainless steel
Scale Frame Size	2150 mm x 1815 mm
Scale Frame	50 x 100 x 4 mm Mild Steel
Scale	Digital 4 Stainless steel load cells and large follow display
Blender top	Open
Hopper Screen	Mild steel expanded metal
Welding	Welded on both sides
Auger Flighting	400 mm diameter Mild Steel
Tube	430 mm diameter Stainless steel
Baffle	3 mm, Stainless steel
Doors and openers	6 mm Stainless steel
Belt Guard	2 mm Stainless steel
Density/weight	1 metric ton in 1 m ³
Discharging	Bottom of machine
Mild Steel preparing	All mild steel is metal shot blasted
Loadcell cables	Protected in tube
Capacity loadcells	4x 3400= 13600 kg
Paint	Primer Coating + 2 Component Polyamide finishing Coating
Colour	RAL no. 6029 Green
Mixing Time	3 to 4 Minutes
Motor	B3 Feet 1400 RPM, Class F
Motor resistance	IP 56, extra water and dust closed
Installing	On a flat and stable concrete floor
Norms	Conform European Norms CE no. 89/392 EEG, Machine directive changed by no. 91/368 EE

Specifications	4,5 Ton	5,5 Ton
Dumping Height from floor	2650 mm	2800mm
Dumping Width	2670 mm	2670mm
Overall Height	3200 mm	3400mm
Hopper Height w/o Extensions	2450 mm	2450mm
Empty Weight of machine	1600kg	1800kg
Motor	7.5kW 400V 50 Hz	11kW 400V 50 Hz
Amperage	18 Amp	25 Amp
Content per change	4,5 Metric ton	5,5 Metric ton
Blending capacity	25 ton/h	30ton/h
Mixing Cycle	5,5 x per hour	5,5 x per hour

